

**IOLTA GRANT FINAL REPORT**  
**June 1, 2024 to May 31, 2025**

**Date**

July 10, 2025

**Submitted by**

Stephanie Patrick, Executive Director  
Disability Rights Center – NH  
64 North Main St, Third Floor, Suite 2, Concord, NH 03301  
603-228-0432  
[www.drcnh.org](http://www.drcnh.org)  
[stephaniep@drcnh.org](mailto:stephaniep@drcnh.org)

**Grant Award**

\$25,000

**Purpose of the Disability Rights Center - NH**

*Disability Rights Center-NH (DRC-NH)'s mission is to protect, advance, and strengthen the legal rights and advocacy interests of all people with disabilities.* DRC-NH provides representation, legal advice and information/referral to individuals with disabilities across New Hampshire. We address issues via public policy and systemic advocacy and train people with disabilities, families and others on the rights of people with disabilities. We investigate abuse and neglect of people with disabilities in institutions and in the community and monitor facilities and programs serving people with disabilities across the state.

With a staff of 17 attorneys, advocates and support staff, we provide legal assistance to children and adults with disabilities on a variety of disability-related issues including education; public benefits; healthcare; mental health; long term care; home and community-based services; disability discrimination, accessibility; institutional rights; and abuse, neglect, and exploitation.

**Summary of Work**

The 2025 IOLTA Education Grant supported the development of a [facility database](#) on the [drcnh.org](http://drcnh.org) website to provide data and images for institutions across New Hampshire so that members of the disability community and those who care for them can make informed decisions. The database also informs people with disabilities, family members

and advocates about the rights of facility residents and serves as a resource tool for policymakers who are focused on reform efforts to improve our system of services.

#### Grant Project Goal: Development of the Website and Related Resources

This grant was primarily used for the development and design of the facility monitoring website including both the public facing information and back-end database via a website design company. Limited funds were also used to develop a series of resources about the rights of residents to be shared on the website and for monitoring visits to obtain photographs of the facilities. The [Disability Facility Hub](#) debuted on May 7, 2025.

Below is a summary of the project activities from June 1, 2024, to May 31, 2025.

#### Website Development

Over the course of this project, staff met regularly to refine the scope and vision for the webpages, including regular meetings with the website design contractor. Staff gathered information about each facility including photographs, classifications; relevant New Hampshire and federal rules and laws governing facilities of each type; police reports; reports regarding the use of restraint and seclusion; information about how to access licensing and certification reports and other public information. Staff determined how to organize the database of information to allow easy updates and how to display the information in the most user friendly and accessible way.

DRC-NH staff also recognized that licensing information is available about many of the facilities highlighted in the database, but the state website is difficult to find and navigate. Staff developed specific instructions to help users navigate the facility licensing website so that users can review the most up to date information about licensing surveys and complaint investigations.

DRC-NH also assessed the usability and accessibility of the website via user feedback and made several improvements based on this feedback.

#### Development of Rights Information

DRC-NH developed, published and printed informational cards with information on the rights of people with disabilities. This process was complicated as various New Hampshire and federal rules and laws provide for the rights of people with different disabilities and in different types of facilities. The cards are linked in the Outcomes Report below.

#### Online Reporting Form

The Disability Facility Hub provides an easy way for individuals to report problems with facilities. This information will be used in two ways. First, DRC-NH staff will report to the

appropriate authorities if health or safety violations are alleged and will follow up to make sure the issue is investigated. DRC-NH may also open its own investigation of the complaint or schedule one or more in person monitoring visits to assess any issues.

### Facility Monitoring and Data Collection

During this project, DRC-NH staff conducted monitoring visits at 70 different facilities to monitor conditions and gather information. These visits were primarily conducted using other funding, but the information will be used to populate the online database.

During these visits, staff interviewed facility staff and residents; took photos and assessed conditions. Staff also reviewed facility websites, state and federal complaints, and licensing and certification data for the facilities. For facilities serving children and youth, staff completed RSA 91A requests for police reports and other facility information.

As this project does not involve representation, there are no specific client stories to share. However, the children at the residential facilities have been very excited to receive the Youth Rights card and be better informed so that they can advocate for themselves. The additional cards about rights will begin to be distributed at facilities in Summer 2025.

### **Report on Outcomes**

In the FY 2025 educational grant, DRC-NH expected to meet five outcomes, as listed. Below is a summary of our progress on each one.

- (i) develop a series of webpages.

Completed. The Disability Facility Hub (<https://drcnh.org/facility-hub/>) debuted in May 2025. It is a user-friendly, searchable database that provides one-stop access to key information about facilities serving youth and adults with disabilities in New Hampshire. It includes an interactive and accessible map, search functions, webpages about the rights of people with disabilities, a form to report problems and pages about DRC-NH's monitoring work.

- (ii) create webpages for at least 40 facilities.

Completed. The database currently features 71 facilities located across the state.

- (iii) develop information about the rights of people in at least 4 types of facilities.

Completed. The hub contains information about:

- Youth Rights: <https://drcnh.org/know-your-rights/youth-rights/>
- Your Rights If You Receive DD (Developmental Disabilities) or ABD (Acquired Brain Disorder) Services: <https://drcnh.org/know-your-rights/dd-abd/>

- Your Rights If You Receive Mental Health Services: <https://drcnh.org/know-your-rights/mental-health/>
- Your Rights as a Nursing Home Resident: <https://drcnh.org/know-your-rights/nursing-home/>
- Your Rights as a Patient at New Hampshire Hospital: <https://drcnh.org/know-your-rights/nhh/>

(iv) develop SEO optimization for the website

Completed. DRC-NH worked with the website design firm to optimize search engine functions for the website to drive web traffic to the site over the long term.

(v) publicize the site via the formal and informal communication channels.

Completed. Additional information regarding site publicity is provided in the “Publicity” section below.

## Statistical Summary of Cases and Related Services

No specific legal representation or advice was provided in this project. In Appendix A, information regarding the website traffic is provided.

## Evaluation of Program Effectiveness

At the time of this report, the website has been live for approximately 6 weeks, and we have received positive feedback from a number of sources. A sample of the feedback is below.

*“It’s a great tool for individuals in facilities who are struggling to find the information they need for client rights and other resources. I used to live in a nursing home and had to do a lot of research on my own.”*

*“I didn’t realize there were that many institutions in New Hampshire. Some people think there are little to no institutions in their city, and this is so helpful to locate them and find information on them.”*

*“This is amazing”.*

*“I see huge promise in it (the facility hub) as both as information for families and oversight.”*

The project has not been available to the public long enough to measure its effectiveness in educating people with disabilities about their rights or creating transparency about New Hampshire’s institutions.

We are planning to schedule a presentation on this project for disability advocates from across the country soon. We believe this can serve as a model for other states to shine a light on their institutions for people with disabilities and educate people with disabilities about their rights.

We will continue to add facilities to the database, refine the information and measure effectiveness over the next several years.

## **Partial List of Partners and Collaborators**

DRC-NH provided an extensive list of partners in the main grant report. For this project, the website has been shared widely, including by many partner organizations including the NH Bar, NH Legal Assistance, 603 Legal Aid, NH Council on Developmental Disabilities, UNH Institute on Disability, People First of NH and many more. Other than the staff of DRC-NH website support company, First Tracks, DRC-NH used internal resources to manage this project.

## **Publicity**

The Facility Hub website acknowledges the support of the NH Bar Foundation on the [home page](#). The NH Bar Foundation was also acknowledged in the press release, e-newsletter article and in social media about the project. Copies of these acknowledgements are attached, or links are provided below.

Facebook:

<https://www.facebook.com/DisabilityRightsCenterNH/posts/pfbid02PTVvLtDATbL88tYF58EGsAnejHRskGGRWoLuggxHj6YxBuYfVcMCCrjWRLj9EAMJI> and <https://x.com/DRCNH/status/1671160406113681415>.

Over 4000 people have engaged with Facebook posts about the hub.

Media Coverage:

Disability Rights Center-NH launches online portal tracking the state's care facilities, *New Hampshire Bulletin* and other newspapers across the state, May 7, 2025, <https://newhampshirebulletin.com/briefs/disability-rights-center-nh-launches-online-portal-tracking-the-states-care-facilities/>

DRC-NH Launches Disability Facility Hub for Transparency in Congregate Care, *New Hampshire Bar News*, June 18, 2025, <https://nhba.s3.amazonaws.com/wp-content/uploads/2025/06/13110849/BN-6-18-25.pdf>

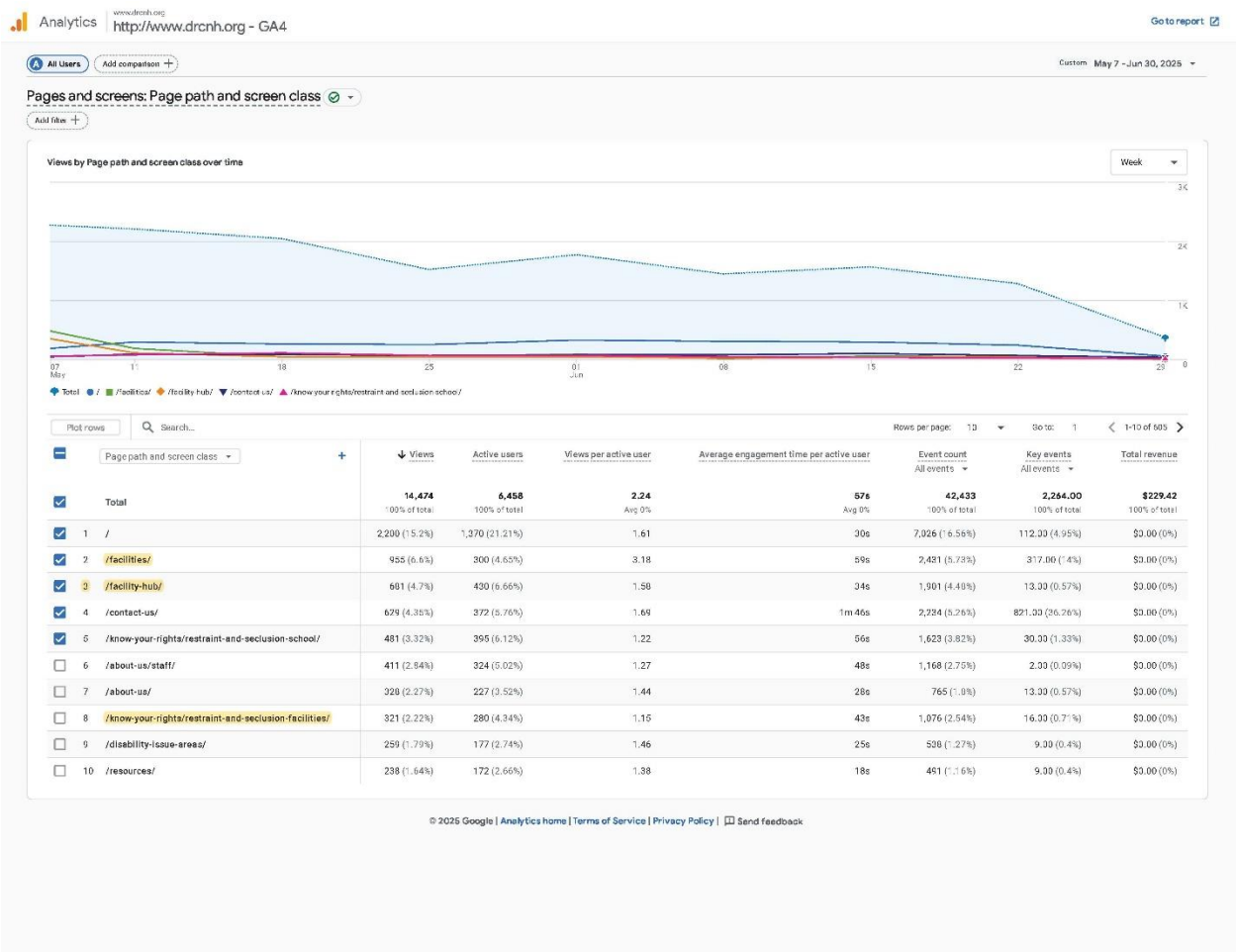
## **Financial Statement**

An itemized financial statement for IOLTA-only grant revenue/expenditures for the grant cycle is attached as Appendix D. DRC-NH's current financial statement is attached as Appendix E.

## **Conclusion**

Thank you so much for your continued support of Disability Rights Center - New Hampshire and specifically for this project. This project was conceived several years ago, but we were not able to complete it because of the considerable expense of webpage design. We are confident that this will be a tool to show the scope of facilities across New Hampshire, educate people with disabilities about their rights and help us to investigate reports of abuse and neglect.

Appendix A – Website Traffic



# IOLTA GRANT

## Final Report

June 1, 2024 to May 31, 2025

IOLTA Grant Revenue: 25,000.00

IOLTA Grant Expenses:

Staff Attorney Support:

Salaries	12,500.00
Payroll Taxes	975.00
Benefits	1,980.00
Travel	598.10
Website	8,942.75
Supplies	<u>4.15</u>
Total	<u><u>25,000.00</u></u>



Disability Rights Center - New Hampshire  
Balance Sheet

	4/30/2025	5/31/2025	
<b>Assets</b>			
Citizens - Operating	7,276	121,702	114,426
Citizens - Bus. Money Market	37,869	70,286	32,417
MCSB - Operating	56,683	98,363	41,680
MCSB - Business Money Market	12,161	62,163	50,002
MCSB IOLTA Trust	501	501	0
Service Credit Union	101	101	0
Service Credit Union - MM	2,961	2,961	0
401(k) Forfeiture Account	1,195	67	(1,127)
Merill Lynch Investment Account	-	-	0
Symmetry Investment Account	-	-	0
UBS Investment Account	1,676,504	1,638,869	(37,636)
UBS Health Endowment	339,710	340,904	1,193
Petty Cash	55	55	0
Federal Grants Receivables	258,810	91,944	(166,866)
IOLTA A/R	29,500	29,500	0
Legal Fees Receivable	-	-	0
Other Receivables	785	1,350	565
Deposits - Lease & Equipment	5,410	5,410	
Deposit - DRC Special FSA	435	435	0
Prepaid Expenses	32,231	36,066	3,835
<b>Sub Total Assets</b>	<u>2,462,186</u>	<u>2,500,675</u>	
<b>Property and Equipment</b>			
Equipment - Leased & Computer	36,801	36,801	
Equip - Leased & Computer - Dprn/Amrt.	(18,869)	(18,869)	
Lease & Leasehold Improvements	320,690	320,690	
Lease & Leasehold Impr - Dprn/Amrt.	(157,882)	(157,882)	
<b>Total Property and Equipment</b>	<u>180,740</u>	<u>180,740</u>	
<b>Total Assets</b>	<u>2,642,927</u>	<u>2,681,416</u>	
<b>LIABILITIES AND CAPITAL</b>			
<b>Liabilities</b>			
Accounts Payable	27,078	9,712	(17,366)
Payroll Taxes Payable	8	9	1
Employee Payables	2,339	1,608	(731)
Accrued Expenses	32,152	32,135	(17)
Other Grants/Contracts Deferred	-	-	
Olmstead Monitoring Reserve	-	-	
Lease Liability	180,740	180,740	
Client Retainers	500	500	
DDW Scholarship Donations	1,160	1,160	
Rolling Gourmet Gift Cards	688	688	
Partner Litigation Fund	20,861	70,286	
<b>Total Liabilities</b>	<u>265,526</u>	<u>296,838</u>	
<b>Capital</b>			
Retained Earnings	2,072,110	2,072,110	
Net Income	305,290	312,467	
<b>Total Capital</b>	<u>2,377,400</u>	<u>2,384,578</u>	
<b>Total Liabilities &amp; Capital</b>	<u>2,642,927</u>	<u>2,681,416</u>	

# DISABILITY RIGHTS CENTER - NH INC

*Unaudited*

## Financial Summary Report

For the Eight

Months Ended May 31, 2025

June 10, 2025	THIS May-25	YTD May-25	YTD BUDGET	DOLLAR VARIANCE	Percentage Budget Expended 66.67%	ANNUAL BUDGET
<i>Month of Fiscal Year:</i>	8					
<b>Revenue</b>						
Federal Grants	119,507	1,183,026	1,419,586	(236,560)	55.56%	2,129,379
Other Grants & Contracts	0	355,719	78,667	277,052	301.46%	118,000
Legal Fees	565	12,745	16,667	(3,922)	50.98%	25,000
Donations	1,715	10,724	10,000	724	71.50%	15,000
Interest Income	621	40,889	267	40,623		400
In Kind	0	0				0
Miscellaneous Income	0	589		589		0
<b>TOTAL REVENUE FROM OPERATIONS</b>	<b>122,408</b>	<b>1,603,693</b>	<b>1,525,186</b>	<b>78,507</b>		<b>2,287,779</b>
<b>EXPENSES</b>						
Salaries	109,459	885,870	1,025,595	(139,725)	57.58%	1,538,392
Payroll Taxes	8,085	66,043	78,794	(12,751)	55.88%	118,191
Employee Benefits	6,229	74,166	125,964	(51,798)	39.25%	188,946
401k	6,070	47,844	55,133	(7,289)	57.85%	82,700
Total Personnel Costs	129,843	1,073,923	1,285,486	(211,563)	55.69%	1,928,229
Recruitment	0	414	800	(386)	34.48%	1,200
Client Costs	498	3,321	10,000	(6,679)	22.14%	15,000
Travel	870	7,912	8,000	(88)	65.93%	12,000
Conferences & Training	1,929	9,770	16,667	(6,896)	39.08%	25,000
Community Outreach/Education	508	27,647	15,027	12,621	122.66%	22,540
Space	8,874	70,935	70,753	182	66.84%	106,130
Telephone/Internet/Web Hosting	611	4,600	4,973	(373)	61.67%	7,460
Office Supplies	1,151	8,530	12,933	(4,404)	43.97%	19,400
Office Equipment under \$5,000	0	4,699	4,000	699	78.32%	6,000
Postage	170	1,452	2,133	(681)	45.38%	3,200
Library	1,432	13,422	11,667	1,755	76.69%	17,500
Membership Dues	740	9,231	10,314	(1,083)	59.67%	15,471
Systems Maintenance	2,495	18,828	17,600	1,228	71.32%	26,400
Depreciation	0	0	0	0		-
Insurance-Office & Contents	77	597	933	(336)	42.65%	1,400
Insurance-Prof. Liability/Retirement Plan E	722	5,777	5,833	(57)	66.02%	8,750

# DISABILITY RIGHTS CENTER - NH INC

*Unaudited*

## Financial Summary Report

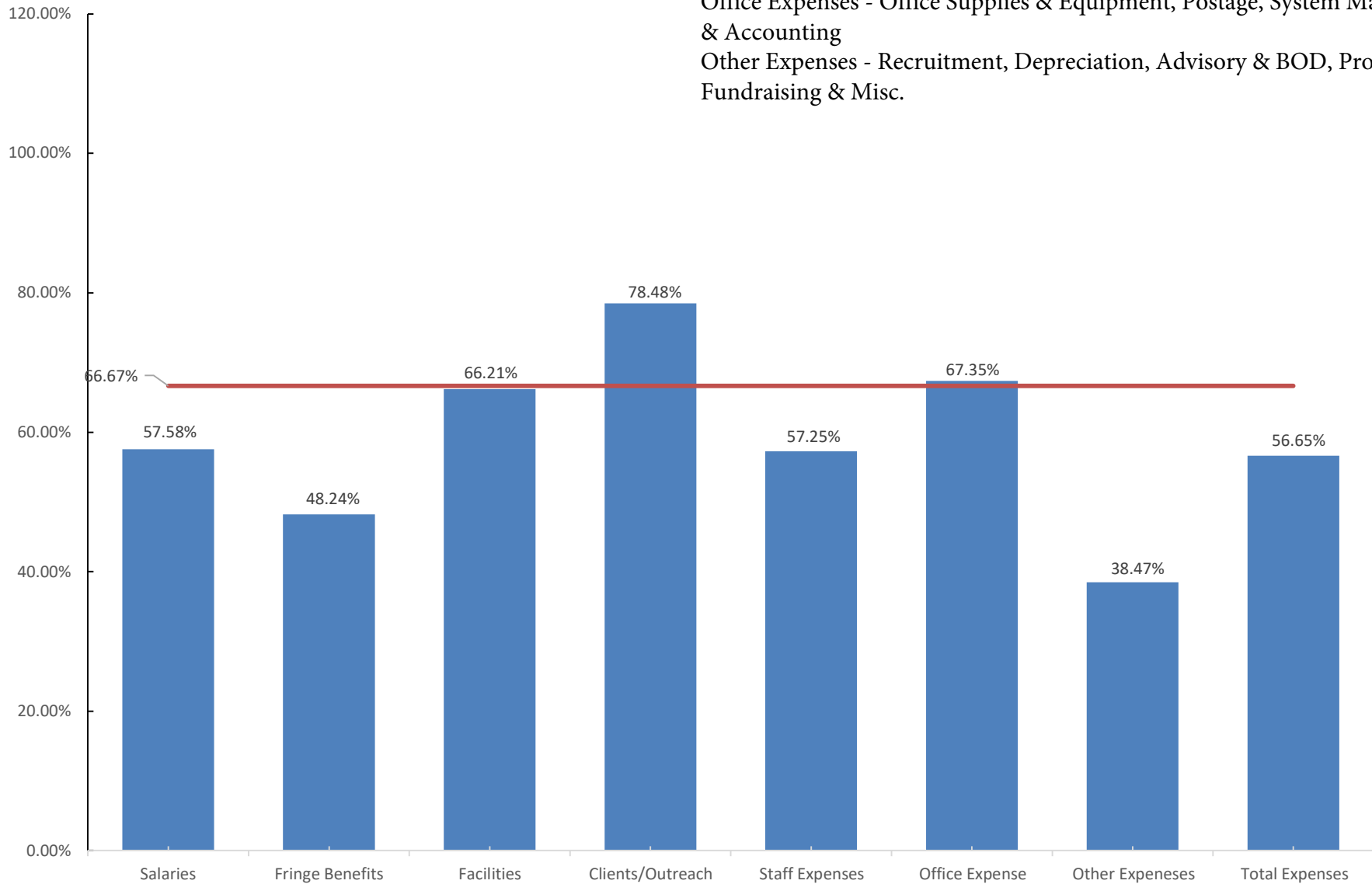
For the Eight

Months Ended May 31, 2025

June 10, 2025	THIS May-25	YTD May-25	YTD BUDGET	DOLLAR VARIANCE	Percentage Budget Expended	ANNUAL BUDGET
Accounting/Benefits Administration	1,181	27,058	22,247	4,811	81.08%	33,370
PAIMI Advisory Council	0	0	600	(600)	0.00%	900
Board of Directors	0	668	2,667	(1,999)	16.70%	4,000
Professional Fees	0	1,789	10,000	(8,211)	11.93%	15,000
Fundraising	66	229	4,333	(4,104)	3.52%	6,500
Interest	0	0	0	0		
In Kind	0	0		0		-
Other/Miscellaneous	0	0	2,000	(2,000)	0.00%	3,000
<b>Total Non-Personnel Expenses</b>	<b>21,326</b>	<b>216,880</b>	<b>233,481</b>	<b>(16,601)</b>	<b>61.93%</b>	<b>350,221</b>
<b>Total Expenses</b>	<b>151,168</b>	<b>1,290,803</b>	<b>1,518,966</b>	<b>(228,163)</b>		<b>2,278,450</b>
<b>TOTAL SURPLUS/(DEFICIT) FROM OPERATIONS</b>	<b>(28,760)</b>	<b>312,890</b>	<b>6,220</b>	<b>306,670</b>		
<b>Investments Revenue</b>						
Dividends on Investments	2,318	20,776	3,867	16,909		5,800
Unrealized Gain/(Loss) on Investments	33,649	4,871	0	4,871		0
Gain/(Loss) on Investments	0	(23,121)	0	(23,121)		0
Gain/(Loss) on Sale of Assets	0	4,271	0	4,271		0
	35,967	6,797	3,867	2,931		5,800
<b>Investments Expenses</b>						
DRC Investment Fees & Expenses	30	7,220	3,867	3,353		5,800
<b>TOTAL GAINS/LOSSES &amp; INVESTMENT</b>	<b>35,937</b>	<b>(422)</b>	<b>0</b>	<b>(422)</b>		<b>0</b>
<b>TOTAL AGENCY SURPLUS/(DEFICIT)</b>	<b>7,177</b>	<b>312,467</b>	<b>6,220</b>	<b>306,248</b>		

## Budget vs. Actual Expenditures - 05/31/2025

■ Percentage Expended    — Percentage of Year



Salaries - Staff Wages

Fringe Benefits - Taxes, Insurance & Retirement expense

Facilities - Space, Insurance, Telephone & Internet

Client/Outreach - Client Costs, Travel, Community Outreach & Education

Staff Expenses - Conferences, Library, Membership Dues & Prof. Insurance

Office Expenses - Office Supplies & Equipment, Postage, System Maintenance & Accounting

Other Expenses - Recruitment, Depreciation, Advisory & BOD, Prof fees,

Fundraising & Misc.

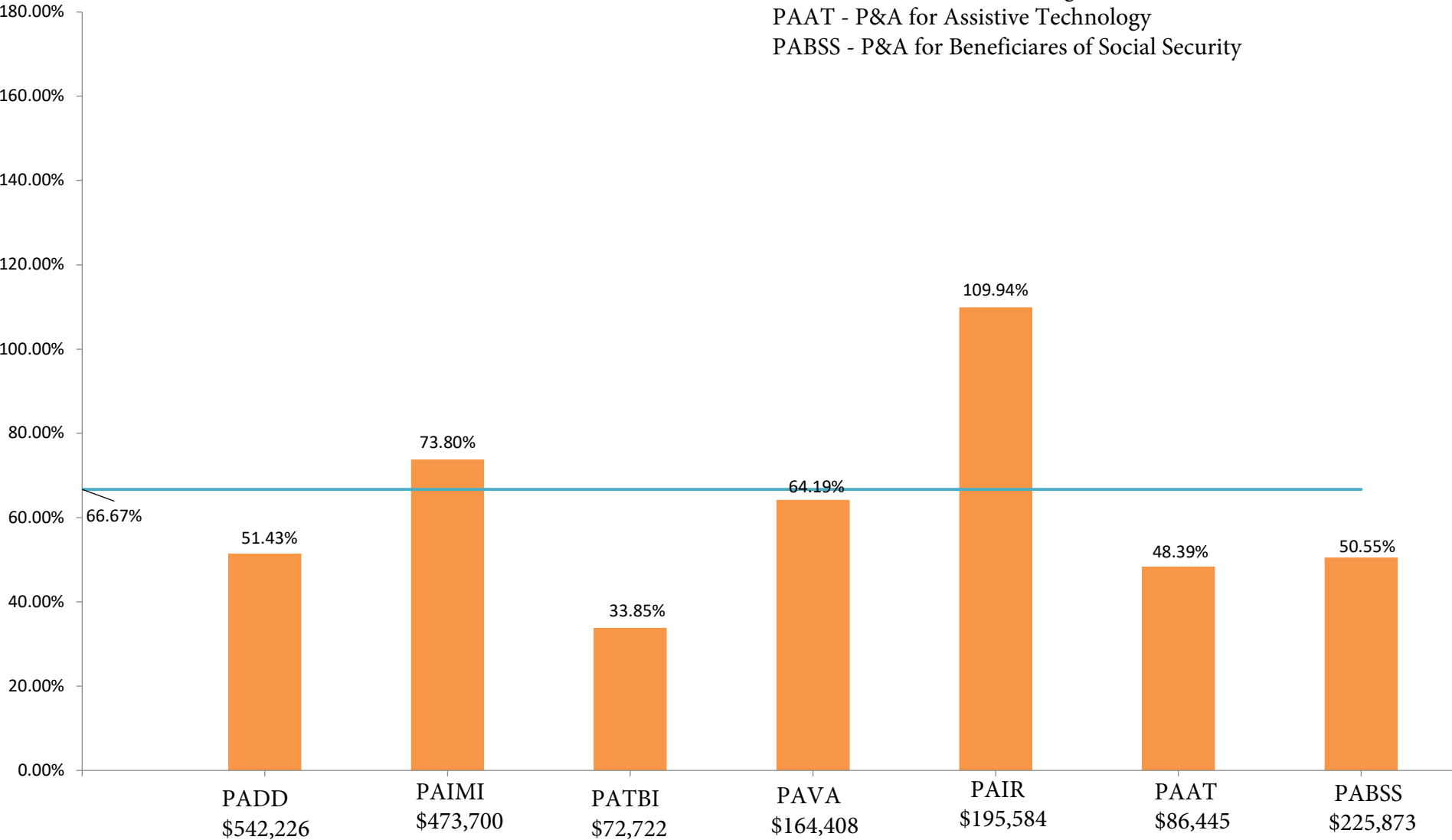
**Federal P & A Grant Expenditures**  
**FY 2025**  
**May 31, 2025**

	PADD	PAIMI	PATBI	PAVA	PAIR	PAAT	PABSS	PABRP*	Restricted Total	Unrestricted /Other	Grand Total
<b>Program Reserves</b>	53,375	880,519					118,772				
<b>Projected Funding</b>											
FY 25 Grant Awards	414,977	473,700	50,000	141,043	195,895	50,000	120,000	116,206			-
FY 24 Carry over	127,249	-	22,722	23,005	-	36,445	105,873				-
Total Grant Funds Available	<b>542,226</b>	<b>473,700</b>	<b>72,722</b>	<b>164,048</b>	<b>195,895</b>	<b>86,445</b>	<b>225,873</b>	<b>116,206</b>	-		-
Other Income									-	-	-
Donations									-	15,000	15,000
Interest									-	400	400
	<b>542,226</b>	<b>473,700</b>	<b>72,722</b>	<b>164,048</b>	<b>195,895</b>	<b>86,445</b>	<b>225,873</b>	<b>116,206</b>	-	<b>15,000</b>	<b>15,400</b>
<b>YTD Actual</b>											
Federal Funds Expended	278,866	349,590	24,618	105,299	195,584	41,834	114,174	73,061	1,183,026		1,183,026
Donations									-	10,724	10,724
IOLTA Grant									-	-	-
Other Revenue	12,545	-	-		-	200			12,745	356,307	369,052
Interest Income									-	40,889	40,889
	<b>291,411</b>	<b>349,590</b>	<b>24,618</b>	<b>105,299</b>	<b>195,584</b>	<b>42,034</b>	<b>114,174</b>	<b>73,061</b>	<b>1,195,771</b>	<b>407,921</b>	<b>1,603,692</b>
<b>YTD Expenditures</b>											
Salaries	198,903	245,429	16,619	73,858	152,357	28,655	79,542	46,631	841,994	43,876	885,870
Fringe Benefits	42,003	51,801	3,588	15,662	32,508	5,471	16,984	11,290	179,307	8,746	188,053
Staff Development	2,775	2,878	397	683	1,161	401	684	539	9,518	252	9,770
Client Costs & Comm. Outreach	7,021	1,780	500	806	729	632	1,427	501	13,397	15,834	29,231
Board/Advisory Expense	194	200	20	53	87	20	47	47	668	-	668
Operational Expenses	40,515	47,502	3,494	14,236	28,521	6,855	15,489	14,053	170,666	6,545	177,211
<b>Total Expenses</b>	<b>291,411</b>	<b>349,590</b>	<b>24,618</b>	<b>105,299</b>	<b>215,363</b>	<b>42,034</b>	<b>114,174</b>	<b>73,061</b>	<b>1,215,550</b>	<b>75,253</b>	<b>1,290,803</b>
<b>Revenue Over Expenses</b>	-	-	-	-	(19,779)	-	-	-			
Percentage of Budget Spent	51.43%	73.80%	33.85%	64.19%	109.94%	48.39%	50.55%	68.71%			
Percentage of Fiscal year gone	66.67%	66.67%	66.67%	66.67%	66.67%	66.67%	66.67%	83.33%			
<b>Remaining Federal Funds</b>	<b>263,360</b>	<b>124,110</b>	<b>48,104</b>	<b>58,749</b>	<b>311</b>	<b>44,611</b>	<b>111,700</b>	<b>43,145</b>	<b>694,090</b>		

# Grants Expenditures - 05/31/2025

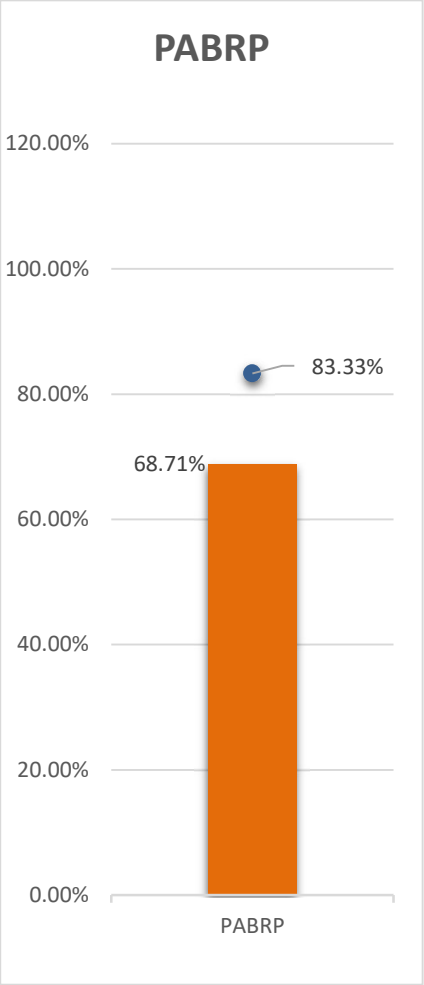
Percentage of Budget Spent      Percentage of Year

PADD - P&A for Individuals with Developmental Disabilities  
PAIMI - P&A for Individuals with Mental Illness  
PATBI - P&A for Individuals with Traumatic Brain Injury  
PAVA - P&A for Individuals with Voting Accessibility  
PAIR - P&A for Individual Rights  
PAAT - P&A for Assistive Technology  
PABSS - P&A for Beneficiaries of Social Security



Grant Expenditures - 05/31/2025 (continued)

Percentage of Budget Spent      Percentage of Year



\$ 137,895  
08/01/24 to 07/31/25

## Disability Rights Center - NH Summary Investment Analysis - 05/31/2025

---

### Account Balances by Restrictions

	Total	PADD	PAIMI	PABSS	Endowment	Unrestricted
Cash Accounts (FDIC Insured)	355,575	53,375				302,200
UBS - Endowment	340,904				340,904	
UBS - Investments	1,638,869		880,519	118,772		639,578
	2,335,347	53,375	880,519	118,772	340,904	941,778

### UBS Analysis

30-Apr-25      31-May-25

Cash and Money	752.05	1,531.78	
Cash alternatives- Money Market	497,124.70	425,651.11	
CD's (FDIC Insured)	247,257.51	247,116.45	
US Treasury	191,095.50	191,022.92	
Accrued Interest	12,302.32	14,034.68	
	948,532.08	879,356.94	52.88%
Equities	520,220.85	550,709.30	
Bonds	177,852.73	177,989.66	
Non-Traditional (Mutual Funds)			
Other (Mutual Funds)	29,898.59	30,812.60	
	727,972.17	759,511.56	47.12%
	1,676,504.25	1,638,868.50	





## Disability Rights Center - NH

Published by Deodonne Dustin Bhattarai



June 2 · 🌐



Did you know that people with [#Disabilities](#) live in hundreds of facilities throughout the Granite State? Learn about some of these facilities in the [#NHDisabilityFacilityHub](#). TY [NH Bar Foundation](#) for supporting this critical resource. Explore + share: <https://drcnh.org/facility-hub/>



### The Disability Facility Hub:

Your rights explained.  
The system simplified.  
All in one accessible place.



[See insights and ads](#)

[Boost post](#)

---

*This work was made possible by grants from the NH Bar Foundation, the US DOE, and the US DHHS: SAMHSA & ACL. It was done at U.S. taxpayer expense and is not an official communication from any funder.*



Disability Rights Center - New Hampshire @disabilityrightsnh.bs... · 1mo

Did you know that people with [#Disabilities](#) live in hundreds of facilities throughout the Granite State? Learn about some of these facilities in the [#NHDisabilityFacilityHub](#). TY NH Bar Foundation for supporting this critical resource. Explore + share: [drcnh.org/facility-hub/](http://drcnh.org/facility-hub/)



### **The Disability Facility Hub:**

Your rights explained.  
The system simplified.  
All in one accessible place.



DISABILITY RIGHTS  
CENTER - NH

ALT