

## **IOLTA GRANT FINAL REPORT June 1, 2024 to May 31, 2025**

### **Date**

July 10, 2025

### **Submitted by**

Stephanie Patrick, Executive Director  
Disability Rights Center – NH  
64 North Main St, Third Floor, Suite 2, Concord, NH 03301  
603-228-0432  
[www.drcnh.org](http://www.drcnh.org)  
[stephaniep@drcnh.org](mailto:stephaniep@drcnh.org)

### **Grant Award**

\$118,000

### **Purpose of the Disability Rights Center - NH**

*Disability Rights Center-NH (DRC-NH)'s mission is to protect, advance, and strengthen the legal rights and advocacy interests of all people with disabilities.* DRC-NH provides representation, legal advice and information/referral to individuals with disabilities across New Hampshire. We address issues via public policy and systemic advocacy and train people with disabilities, families and others on the rights of people with disabilities. We investigate abuse and neglect of people with disabilities in institutions and in the community and monitor facilities and programs serving people with disabilities across the state.

With a staff of 17 attorneys, advocates and support staff, we provide legal assistance to children and adults with disabilities on a variety of disability-related issues including education; public benefits; healthcare; mental health; long term care; home and community-based services; disability discrimination, accessibility; institutional rights; and abuse, neglect, and exploitation.

### **Summary of Work**

The 2025 IOLTA Grant supported the general operating expenses of Disability Rights Center's (DRC-NH) and targeted three major areas of DRC-NH's work.

- Legal Services for Children and Adults with Physical Disabilities
- Legal Services for Children and Adults with Developmental Disabilities

*Protection and Advocacy System for New Hampshire*

- Legal Services for Children and Adults with Mental Illness

### **Grant Project Goal 1: Legal Services for Adults and Children with Physical Disabilities**

People with physical disabilities in New Hampshire are the largest group of people with disabilities in New Hampshire and this number continues to increase with the aging of NH's population. DRC-NH's work in this area focused on accessibility, education, Medicaid eligibility, housing discrimination, employment discrimination, and access to Medicaid funded services.

Between June 1, 2024 and May 31, 2025, DRC-NH handled two hundred thirteen (213) cases and fifty-six (56) information and referrals for individuals with physical disabilities and other disabilities not reported above. In these cases, DRC-NH provided legal information and advice, as well as assistance and support for self-advocacy. In these cases. In one (1) of these cases DRC-NH provided assistance with litigation.

In addition, this funding supports DRC-NH's class action litigation which seeks to address the State's failure to administer its Choices for Independence Medicaid home and community-based waiver program (CFI Waiver Program) in a manner that allows its participants to safely live at home rather than being forced into institutional settings such as nursing facilities.

#### **Legal Issues included:**

- Employment discrimination
- Physical accessibility
- Healthcare access
- Access to ASL interpreters
- Housing discrimination
- Nursing home care
- Educational services

#### **Case Examples:**

A client with multiple disabilities called for legal advice about her employment rights and legal options after their employer offered a severance agreement when their employment was terminated. The DRC-NH attorney helped the individual understand her options to accept the agreement, file a disability discrimination claim. With this advice, the caller was better able to make an informed decision about the next steps for her.

A woman with disabilities called DRC-NH for help after she was denied an accommodation on a test that she was required to pass for a promotion at her job. The DRC-NH attorney helped her to understand her rights to request the accommodation

and the documentation that may be requested from the testing organization. With this information, the woman was better able to advocate for herself.

## **Grant Project Goal 2: Legal Services for People with Developmental Disabilities**

Children and adults with intellectual and developmental disabilities need legal assistance to obtain and maintain essential services so that they can stay in their schools, homes and communities. DRC-NH's work in this area focused on eligibility for Medicaid funded services, access to Medicaid-funded services, alternatives to guardianship, and education. DRC-NH staff also monitored conditions for adults and children with developmental disabilities in institutional placements and schools.

Between June 1, 2024 and May 31, 2025, DRC-NH handled two hundred, seventy-seven (277) cases and thirty (30) information and referrals for individuals with developmental disabilities. In these cases, DRC-NH provided legal information and advice, as well as assistance and support for self-advocacy. In ten (10) of these cases DRC-NH provided assistance with litigation. DRC-NH also investigated one claim of abuse of a person with developmental disabilities.

Legal issues included:

- Access to appropriate discharge planning
- Appropriate educational services
- Alternatives to guardianship
- Housing discrimination
- Access to employment supports
- Medicaid notice and access to services

Case Examples:

- Represented a young person with developmental disabilities who needed more intensive support from his area agency but could not get them. With legal support, the individual and their family were able to obtain critical services.
- Provided legal advice to a family who was trying to obtain needed services for their child with intellectual disabilities. Helped the family understand the appeals process and their right to services.
- Provided legal advice to the parent of a young person with physical and developmental disabilities when her homeowner's association refused to make repairs to the property, making the property inaccessible for her son.

## **Grant Project Goal 3: Services for Individuals with Mental Illness**

There are over 220,000 people in NH experience a mental health condition who face challenges in getting needed treatment that they need. Mental illness impacts 2 of 5 adults in jails and prisons and 1 of every 3 people who are homeless. DRC-NH's work for these individuals focused on access to community mental health services,

educational rights, institutional rights, discharge planning and the inappropriate use of restraint and seclusion. In addition, DRC-NH staff continued monitoring institutions for adults and children with mental illness in psychiatric hospitals and other institutions.

In FY 2025, DRC-NH's work on behalf of people with mental illness addressed legal issues related to mental health services in the community; employment rights; access to treatment for prisoners or patients with significant mental illness; access to appropriate services in hospital emergency rooms; suspensions and expulsions from school; and access to crisis services.

Between June 1, 2024 and May 31, 2025, DRC-NH provided legal assistance in one hundred, ninety-nine (199) cases on behalf of people with mental illness. In these cases, DRC-NH provided legal information and advice, as well as assistance and support for self-advocacy. In one (1) of these cases DRC-NH provided assistance with litigation. In addition, DRC-NH provided information and referral to thirty-eight (38) people on forty (40) issues, conducted four (4) investigations of abuse or neglect on behalf of people with mental illness and litigated on behalf of older youth in the foster care system via a class action lawsuit.

Below are examples of issues and advocacy provided:

- Discharge planning
- Guardianship
- Employee accommodations
- Accommodations in the hiring process
- Institutional rights
- Educational evaluations
- Educational services

#### Case Examples:

The parent of a young person with mental illness called DRC-NH after her child's school kept sending him home. The DRC-NH attorney advised the mother on the child's rights, how to request a behavior evaluation and the importance of keeping track of the number of days sent home so that they can request compensatory educational services on his behalf. With this information, the parent was able to advocate for her child at an IEP meeting and the school scheduled a behavioral evaluation for the child.

A woman with mental illness called DRC-NH for advice as she was starting a job and did not understand how this could impact her public benefits. The attorney provided information on trial work periods and other social security work incentives. She also helped the woman understand the process to request an accommodation and her right to an accommodation if it was needed. With this information, the woman confidently started her new job.

## Report on Outcomes

In FY 2025, DRC-NH expected to meet the listed below outcomes. A summary of DRC-NH's work in each area is below.

- (i) provide legal advice or representation to 600 individuals with developmental, physical, or mental health disabilities in priority areas outlined above or on other critical disability-related legal issues.

In FY 2024-2025, DRC-NH provided legal advice or representation to six hundred eighty nine (689) people with disabilities on disability-related legal issues.

- (ii) provide information and referrals to 300 individuals with disabilities.

In FY 2024-2025, DRC-NH provided information and referral to one hundred twenty six (126) individuals with disabilities.

- (iii) impact the lives of 75,000 people with disabilities through our systemic litigation and public policy work.

In FY 2024-2025, DRC-NH staff trained 1770 people with disabilities, family members, and advocates about the rights of people with disabilities at training events. Training topics included accessibility and the Americans with Disabilities Act, voting rights, supporting self-advocacy, how to be a welcoming organization, alternatives to guardianship and general disability rights. DRC-NH staff also created, updated and distributed a number of publications to educate people with disabilities about their rights. These were distributed broadly via mail, email and social media throughout the year and are available on DRC-NH's website, [www.drcnh.org](http://www.drcnh.org).

DRC-NH also improved the lives of people with disabilities through our public policy advocacy, estimated to impact over 1,000,000 people with disabilities in New Hampshire and across the United States. Projects included:

- Advocacy to protect the rights of residents of institutions through rules.
- Advocacy to protect the voting rights of people with disabilities through legislation.
- Advocacy to support more community-based services for people with developmental disabilities through committee work.
- Advocacy to encourage siblings to support the independence of siblings with developmental disabilities in supported decision-making and alternatives to guardianship.

We partnered with disability, legal and other advocacy groups on many of the systemic advocacy projects above. Partner organizations are listed below.

## **Statistical Summary of Cases and Related Services**

A statistical summary of cases and related services provided to clients for the grant year is included as Appendix A.

## **Evaluation of Program Effectiveness**

DRC-NH utilizes a secure web-based client and project management and data system to monitor our work and evaluate its effectiveness. From June 1, 2024– May 31, 2025, 83.9% of DRC-NH's cases were resolved partially or completely in the individual's favor. In addition, we solicit feedback from our clients. When an intake or case is closed, clients are sent a survey which measures satisfaction with DRC-NH's services, how well DRC-NH staff attorneys handled the case and how we can improve. In 2024-2025, 87.5% of those responding indicated that they were very or somewhat satisfied with the services they received from DRC-NH and 94.4% said they learned about their rights or the rights of a family member as a result of help from DRC-NH. A breakdown of case outcomes and client satisfaction is included as Appendix B.

## **Partial List of Partners and Collaborators**

DRC-NH partners with people with disabilities, disability advocacy organizations and other advocacy and legal organizations across New Hampshire to increase the impact of our work to improve the lives of people with disabilities. We collaborate on public policy issues, systemic litigation, other systems change, outreach and training to maximize limited resources and ensure we are reaching people with disabilities across the state. Partners include:

NH Council on Developmental Disabilities, UNH Institute on Disability, NH Public Defenders, NH Legal Assistance, 603 Legal Aid, ABLE NH, National Disability Rights Network (NDRN), Disability Strategies Inc, National Alliance for Mental Illness (NAMI-NH), Parent Information Center, Endowment for Health, Granite State Independent Living, Community Support Network Inc, Community Mental Health Center Association, Peer Support Centers, People First of NH/Self Advocacy Leadership Team, Brain Injury Association of NH, NH Bar Association, NH Access to Justice Commission, NE Deaf and Hard of Hearing Services, Waypoint, New Futures, Office of the Child Advocate, NH Special Education Association, NH School Administrators Association, NH Psychological Association, NH School Board Association, NH Civil Liberties Union, NH Medical Society, NH Suicide Prevention Council, Client Assistance Project, Medicaid Advisory Committee, New Hampshire Behavioral Health Advisory Council, NH Charitable Foundation, NH Departments of Health and Human Services and Education, numerous NH law firms, Center for Public Representation, Judge Bazelon Center for Mental Health Law, NH Fiscal Policy Institute, Developmental Services Quality Council, NH State Family Support Councils and grassroots advocacy organizations across the state.

## Publicity

DRC-NH's publications and materials acknowledge the support of the NH Bar Foundation in a number of ways. Many of these acknowledgements are available on the DRC-NH website and are linked below.

The DRC-NH's website acknowledges this support of the NH Bar Foundation at <https://drcnh.org/about-us/federal-programs/funding/>.

Additionally, an acknowledgement of the support of the NH Bar Foundation is also included in DRC-NH's main flyer (in both English and Spanish) available at <https://drcnh.org/know-your-rights/drc-nh-main-flyer/> and <https://drcnh.org/know-your-rights/necesita-asistencia-o-asesoramiento-legal-en-torno-a-problemas-relacionados-con-una-discapacidad/>. The acknowledgement is at the bottom of the back page of the handout.

DRC-NH issued a press release announcing the receipt of the award on September 16, 2024 which was distributed to media sources across the state. Notice of the award was published in DRC-NH's monthly e-newsletter, which is distributed to over 1000 subscribers.

Finally, DRC-NH announced the award and thanked the NH Bar Foundation on our Facebook page which reach approximately 2000 people on September 16, 2024. See <https://www.facebook.com/DisabilityRightsCenterNH/posts/pfbid0xCymKwP25eLSeNjq4uKWodHx2puJbL2jV4LFTmu2L7vjNwyDy6kYMk3uUBR6TtRLI>

## Financial Statement

An itemized financial statement for IOLTA-only grant revenue/expenditures for the grant cycle is attached as Appendix D. DRC-NH's current financial statement is attached as Appendix E.

## Conclusion

Thank you so much for your ongoing support of Disability Rights Center - New Hampshire. This support helps us to meet the most pressing needs of people with disabilities across the state, particularly when our federal funding is not sufficient. With your support, we can further protect and advance the rights of people with disabilities across the state.

	A	B	C	D	E	F	G	H	I	J
1	<b>Services by County 06/01/2023-05/31/2024</b>									
2										
3										
4										
5			Consumer	Family	Health	Housing	Income/Employment	Individual Rights*	Civil	
6										
7	Belknap	61	3	2	13	9	15	19		61
8	Carroll	23	1	0	4	1	6	11		23
9	Cheshire	42	2	1	6	6	10	17		42
10	Coos	25	0	0	6	3	4	12		25
11	Grafton	53	1	4	11	7	8	22		53
12	Hillsborough	214	11	1	39	32	49	82		214
13	Merrimack	166	2	1	39	19	24	81		166
14	Rockingham	148	1	1	20	15	32	79		148
15	Strafford	48	2	0	12	5	13	16		48
16	Sullivan	20	2	0	2	2	4	10		20
17	Out of State	30	2	0	7	2	8	11		30



## Appendix B

### Program Effectiveness Statistics FY 2024-2025

#### Reasons for Closing Individual Advocacy Case File

1. Client's Objective Was Partially or Fully Met – 83.9%
2. Other Representation Found – 0.2%
3. Individual Withdrew Complaint or Refused to Cooperate – 2.9%
4. Lost Contact – 0.2%
5. Individual's Case Lacked Merit – 8.2%
6. Individual's Issue Not Favorably Resolved – 0.5%
7. Not within priorities – 1.7%
8. No capacity/Lack of DRC-NH Resources – 2.2%
9. Agency Withdrew – 0.2%

#### Client Satisfaction Survey Results

How satisfied were you with the information, referral or advice you received from DRC?

1. Very satisfied – 62.5%
2. Somewhat satisfied – 25%
3. Somewhat dissatisfied – 6.25%
4. Very Dissatisfied – 6.25%

Is the information you received from DRC helping you to solve your problem?

- Yes – 82.4%  
No – 17.6%

As a result of working with the DRC, I know more about my rights or the rights of my family member.

- Yes – 94.4%  
No – 5.6%

# IOLTA GRANT

## Final Report

June 1, 2024 to May 31, 2025

IOLTA Grant Revenue:	118,000.00
----------------------	------------

IOLTA Grant Expenses:

Staff Attorney Support:

Salaries	94,000.00
Payroll Taxes	7,205.00
Benefits	<u>16,795.00</u>
Total	<u><u>118,000.00</u></u>

Disability Rights Center - New Hampshire  
Balance Sheet

	4/30/2025	5/31/2025	
<b>Assets</b>			
Citizens - Operating	7,276	121,702	114,426
Citizens - Bus. Money Market	37,869	70,286	32,417
MCSB - Operating	56,683	98,363	41,680
MCSB - Business Money Market	12,161	62,163	50,002
MCSB IOLTA Trust	501	501	0
Service Credit Union	101	101	0
Service Credit Union - MM	2,961	2,961	0
401(k) Forfeiture Account	1,195	67	(1,127)
Merill Lynch Investment Account	-	-	0
Symmetry Investment Account	-	-	0
UBS Investment Account	1,676,504	1,638,869	(37,636)
UBS Health Endowment	339,710	340,904	1,193
Petty Cash	55	55	0
Federal Grants Receivables	258,810	91,944	(166,866)
IOLTA A/R	29,500	29,500	0
Legal Fees Receivable	-	-	0
Other Receivables	785	1,350	565
Deposits - Lease & Equipment	5,410	5,410	
Deposit - DRC Special FSA	435	435	0
Prepaid Expenses	32,231	36,066	3,835
<b>Sub Total Assets</b>	<u>2,462,186</u>	<u>2,500,675</u>	
<b>Property and Equipment</b>			
Equipment - Leased & Computer	36,801	36,801	
Equip - Leased & Computer - Dprn/Amrt.	(18,869)	(18,869)	
Lease & Leasehold Improvements	320,690	320,690	
Lease & Leasehold Impr - Dprn/Amrt.	(157,882)	(157,882)	
<b>Total Property and Equipment</b>	<u>180,740</u>	<u>180,740</u>	
<b>Total Assets</b>	<u>2,642,927</u>	<u>2,681,416</u>	
<b>LIABILITIES AND CAPITAL</b>			
<b>Liabilities</b>			
Accounts Payable	27,078	9,712	(17,366)
Payroll Taxes Payable	8	9	1
Employee Payables	2,339	1,608	(731)
Accrued Expenses	32,152	32,135	(17)
Other Grants/Contracts Deferred	-	-	
Olmstead Monitoring Reserve	-	-	
Lease Liability	180,740	180,740	
Client Retainers	500	500	
DDW Scholarship Donations	1,160	1,160	
Rolling Gourmet Gift Cards	688	688	
Partner Litigation Fund	20,861	70,286	
<b>Total Liabilities</b>	<u>265,526</u>	<u>296,838</u>	
<b>Capital</b>			
Retained Earnings	2,072,110	2,072,110	
Net Income	305,290	312,467	
<b>Total Capital</b>	<u>2,377,400</u>	<u>2,384,578</u>	
<b>Total Liabilities &amp; Capital</b>	<u>2,642,927</u>	<u>2,681,416</u>	

# DISABILITY RIGHTS CENTER - NH INC

*Unaudited*

## Financial Summary Report

For the Eight

Months Ended May 31, 2025

June 10, 2025	THIS May-25	YTD May-25	YTD BUDGET	DOLLAR VARIANCE	Percentage Budget Expended 66.67%	ANNUAL BUDGET
<i>Month of Fiscal Year:</i>	8					
<b>Revenue</b>						
Federal Grants	119,507	1,183,026	1,419,586	(236,560)	55.56%	2,129,379
Other Grants & Contracts	0	355,719	78,667	277,052	301.46%	118,000
Legal Fees	565	12,745	16,667	(3,922)	50.98%	25,000
Donations	1,715	10,724	10,000	724	71.50%	15,000
Interest Income	621	40,889	267	40,623		400
In Kind	0	0				0
Miscellaneous Income	0	589		589		0
<b>TOTAL REVENUE FROM OPERATIONS</b>	<b>122,408</b>	<b>1,603,693</b>	<b>1,525,186</b>	<b>78,507</b>		<b>2,287,779</b>
<b>EXPENSES</b>						
Salaries	109,459	885,870	1,025,595	(139,725)	57.58%	1,538,392
Payroll Taxes	8,085	66,043	78,794	(12,751)	55.88%	118,191
Employee Benefits	6,229	74,166	125,964	(51,798)	39.25%	188,946
401k	6,070	47,844	55,133	(7,289)	57.85%	82,700
Total Personnel Costs	129,843	1,073,923	1,285,486	(211,563)	55.69%	1,928,229
Recruitment	0	414	800	(386)	34.48%	1,200
Client Costs	498	3,321	10,000	(6,679)	22.14%	15,000
Travel	870	7,912	8,000	(88)	65.93%	12,000
Conferences & Training	1,929	9,770	16,667	(6,896)	39.08%	25,000
Community Outreach/Education	508	27,647	15,027	12,621	122.66%	22,540
Space	8,874	70,935	70,753	182	66.84%	106,130
Telephone/Internet/Web Hosting	611	4,600	4,973	(373)	61.67%	7,460
Office Supplies	1,151	8,530	12,933	(4,404)	43.97%	19,400
Office Equipment under \$5,000	0	4,699	4,000	699	78.32%	6,000
Postage	170	1,452	2,133	(681)	45.38%	3,200
Library	1,432	13,422	11,667	1,755	76.69%	17,500
Membership Dues	740	9,231	10,314	(1,083)	59.67%	15,471
Systems Maintenance	2,495	18,828	17,600	1,228	71.32%	26,400
Depreciation	0	0	0	0		-
Insurance-Office & Contents	77	597	933	(336)	42.65%	1,400
Insurance-Prof. Liability/Retirement Plan E	722	5,777	5,833	(57)	66.02%	8,750

# DISABILITY RIGHTS CENTER - NH INC

*Unaudited*

## Financial Summary Report

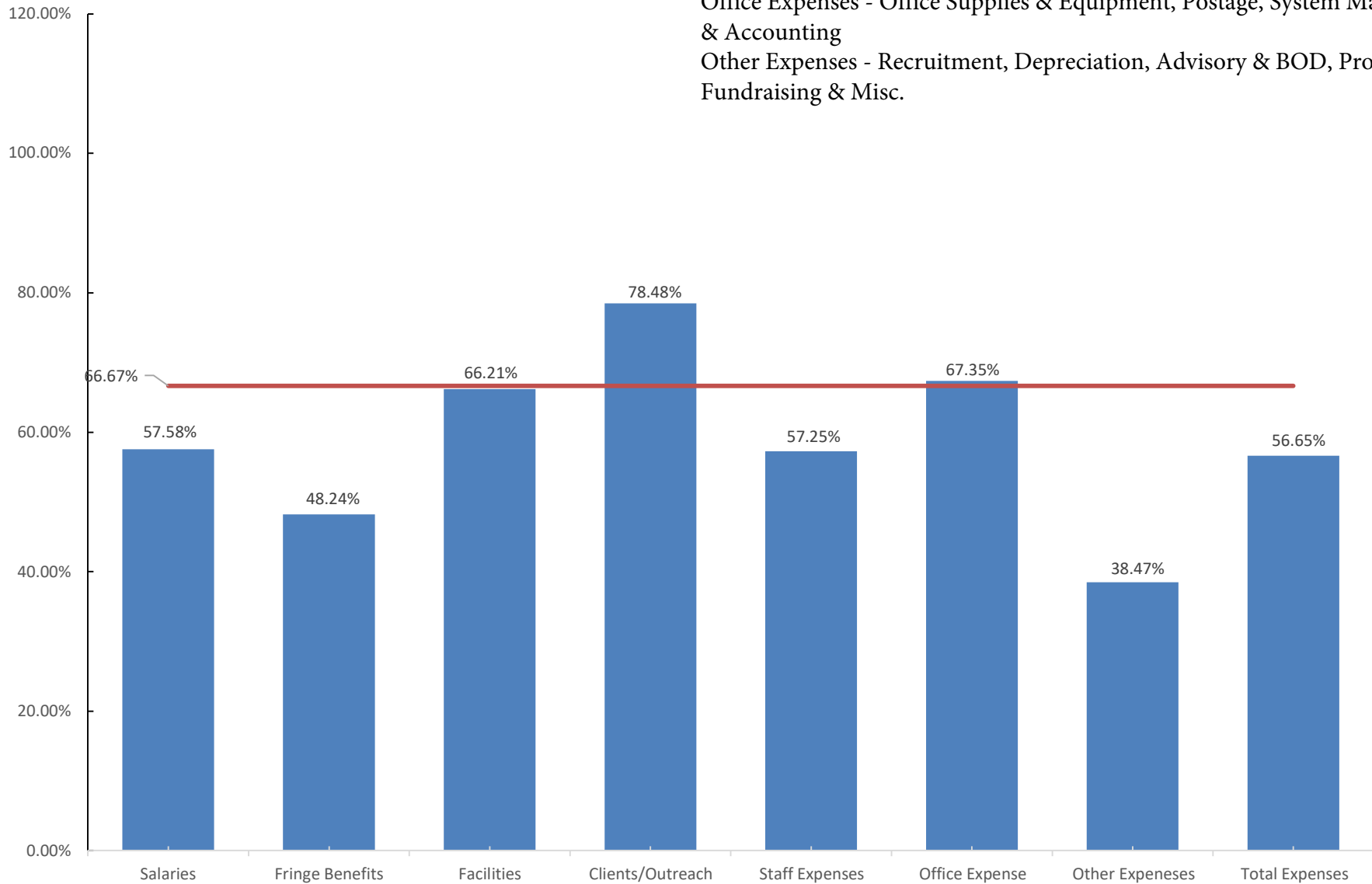
For the Eight

Months Ended May 31, 2025

June 10, 2025	THIS May-25	YTD May-25	YTD BUDGET	DOLLAR VARIANCE	Percentage Budget Expended	ANNUAL BUDGET
Accounting/Benefits Administration	1,181	27,058	22,247	4,811	81.08%	33,370
PAIMI Advisory Council	0	0	600	(600)	0.00%	900
Board of Directors	0	668	2,667	(1,999)	16.70%	4,000
Professional Fees	0	1,789	10,000	(8,211)	11.93%	15,000
Fundraising	66	229	4,333	(4,104)	3.52%	6,500
Interest	0	0	0	0		
In Kind	0	0		0		-
Other/Miscellaneous	0	0	2,000	(2,000)	0.00%	3,000
<b>Total Non-Personnel Expenses</b>	<b>21,326</b>	<b>216,880</b>	<b>233,481</b>	<b>(16,601)</b>	<b>61.93%</b>	<b>350,221</b>
<b>Total Expenses</b>	<b>151,168</b>	<b>1,290,803</b>	<b>1,518,966</b>	<b>(228,163)</b>		<b>2,278,450</b>
<b>TOTAL SURPLUS/(DEFICIT) FROM OPERATIONS</b>	<b>(28,760)</b>	<b>312,890</b>	<b>6,220</b>	<b>306,670</b>		
<b>Investments Revenue</b>						
Dividends on Investments	2,318	20,776	3,867	16,909		5,800
Unrealized Gain/(Loss) on Investments	33,649	4,871	0	4,871		0
Gain/(Loss) on Investments	0	(23,121)	0	(23,121)		0
Gain/(Loss) on Sale of Assets	0	4,271	0	4,271		0
	35,967	6,797	3,867	2,931		5,800
<b>Investments Expenses</b>						
DRC Investment Fees & Expenses	30	7,220	3,867	3,353		5,800
<b>TOTAL GAINS/LOSSES &amp; INVESTMENT</b>	<b>35,937</b>	<b>(422)</b>	<b>0</b>	<b>(422)</b>		<b>0</b>
<b>TOTAL AGENCY SURPLUS/(DEFICIT)</b>	<b>7,177</b>	<b>312,467</b>	<b>6,220</b>	<b>306,248</b>		

## Budget vs. Actual Expenditures - 05/31/2025

Percentage Expended Percentage of Year



Salaries - Staff Wages

Fringe Benefits - Taxes, Insurance & Retirement expense

Facilities - Space, Insurance, Telephone & Internet

Client/Outreach - Client Costs, Travel, Community Outreach & Education

Staff Expenses - Conferences, Library, Membership Dues & Prof. Insurance

Office Expenses - Office Supplies & Equipment, Postage, System Maintenance & Accounting

Other Expenses - Recruitment, Depreciation, Advisory & BOD, Prof fees,

Fundraising & Misc.

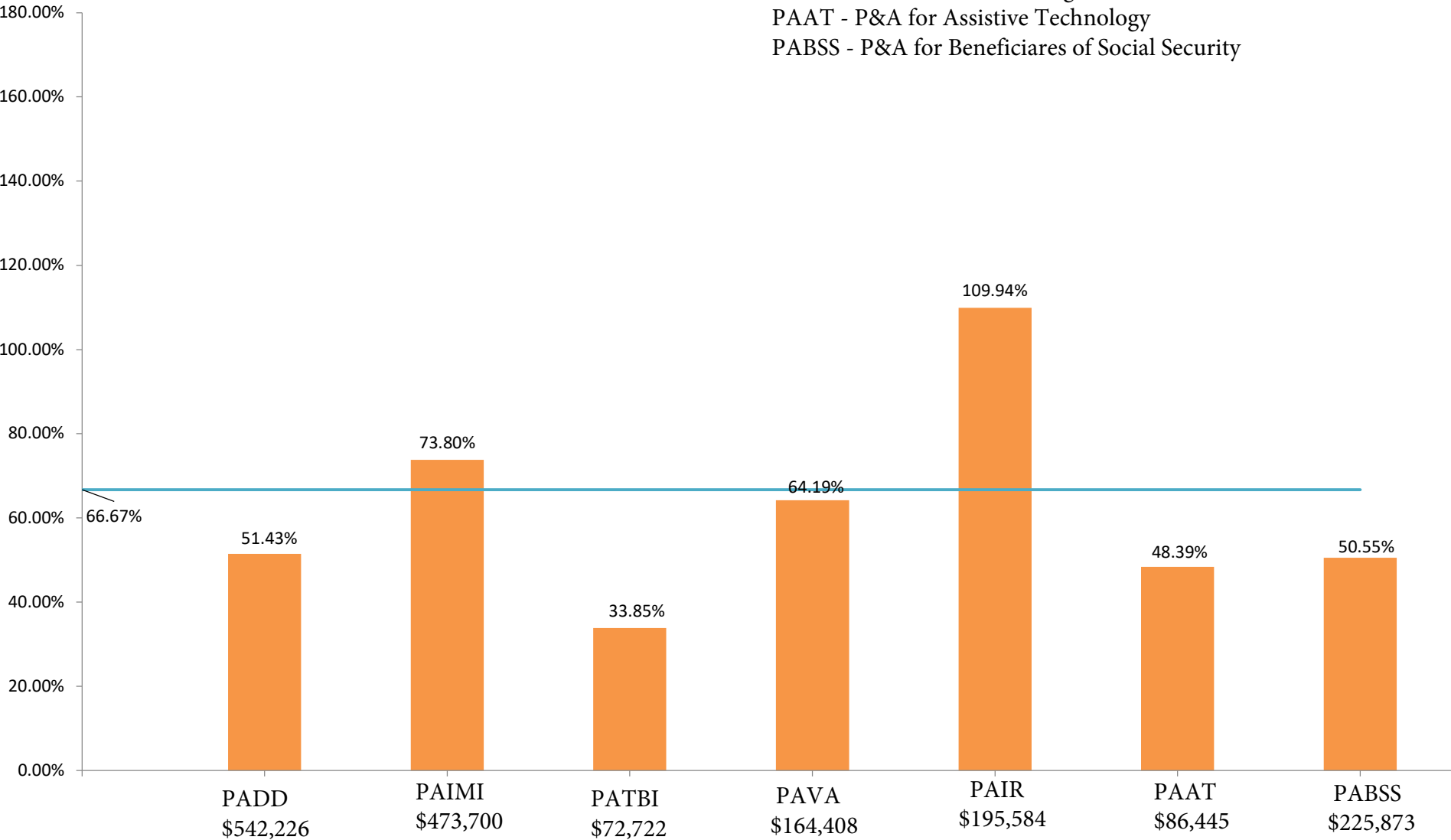
**Federal P & A Grant Expenditures**  
**FY 2025**  
**May 31, 2025**

	PADD	PAIMI	PATBI	PAVA	PAIR	PAAT	PABSS	PABRP*	Restricted Total	Unrestricted /Other	Grand Total
<b>Program Reserves</b>	53,375	880,519					118,772				
<b>Projected Funding</b>											
FY 25 Grant Awards	414,977	473,700	50,000	141,043	195,895	50,000	120,000	116,206			-
FY 24 Carry over	127,249	-	22,722	23,005	-	36,445	105,873				-
Total Grant Funds Available	<b>542,226</b>	<b>473,700</b>	<b>72,722</b>	<b>164,048</b>	<b>195,895</b>	<b>86,445</b>	<b>225,873</b>	<b>116,206</b>	-		-
Other Income									-	-	-
Donations									-	15,000	15,000
Interest									-	400	400
	<b>542,226</b>	<b>473,700</b>	<b>72,722</b>	<b>164,048</b>	<b>195,895</b>	<b>86,445</b>	<b>225,873</b>	<b>116,206</b>	-	<b>15,000</b>	<b>15,400</b>
<b>YTD Actual</b>											
Federal Funds Expended	278,866	349,590	24,618	105,299	195,584	41,834	114,174	73,061	1,183,026		1,183,026
Donations									-	10,724	10,724
IOLTA Grant									-	-	-
Other Revenue	12,545	-	-		-	200			12,745	356,307	369,052
Interest Income									-	40,889	40,889
	<b>291,411</b>	<b>349,590</b>	<b>24,618</b>	<b>105,299</b>	<b>195,584</b>	<b>42,034</b>	<b>114,174</b>	<b>73,061</b>	<b>1,195,771</b>	<b>407,921</b>	<b>1,603,692</b>
<b>YTD Expenditures</b>											
Salaries	198,903	245,429	16,619	73,858	152,357	28,655	79,542	46,631	841,994	43,876	885,870
Fringe Benefits	42,003	51,801	3,588	15,662	32,508	5,471	16,984	11,290	179,307	8,746	188,053
Staff Development	2,775	2,878	397	683	1,161	401	684	539	9,518	252	9,770
Client Costs & Comm. Outreach	7,021	1,780	500	806	729	632	1,427	501	13,397	15,834	29,231
Board/Advisory Expense	194	200	20	53	87	20	47	47	668	-	668
Operational Expenses	40,515	47,502	3,494	14,236	28,521	6,855	15,489	14,053	170,666	6,545	177,211
<b>Total Expenses</b>	<b>291,411</b>	<b>349,590</b>	<b>24,618</b>	<b>105,299</b>	<b>215,363</b>	<b>42,034</b>	<b>114,174</b>	<b>73,061</b>	<b>1,215,550</b>	<b>75,253</b>	<b>1,290,803</b>
<b>Revenue Over Expenses</b>	-	-	-	-	(19,779)	-	-	-			
Percentage of Budget Spent	51.43%	73.80%	33.85%	64.19%	109.94%	48.39%	50.55%	68.71%			
Percentage of Fiscal year gone	66.67%	66.67%	66.67%	66.67%	66.67%	66.67%	66.67%	83.33%			
<b>Remaining Federal Funds</b>	<b>263,360</b>	<b>124,110</b>	<b>48,104</b>	<b>58,749</b>	<b>311</b>	<b>44,611</b>	<b>111,700</b>	<b>43,145</b>	<b>694,090</b>		

# Grants Expenditures - 05/31/2025

Percentage of Budget Spent      Percentage of Year

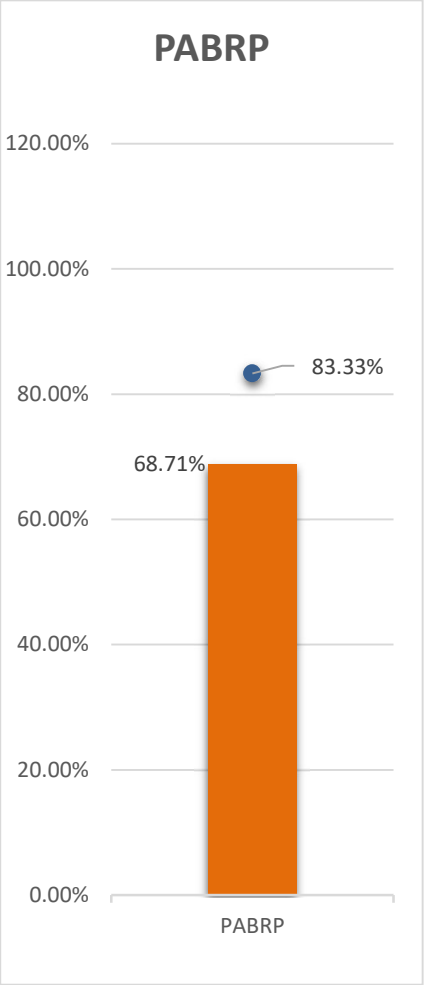
PADD - P&A for Individuals with Developmental Disabilities  
PAIMI - P&A for Individuals with Mental Illness  
PATBI - P&A for Individuals with Traumatic Brain Injury  
PAVA - P&A for Individuals with Voting Accessibility  
PAIR - P&A for Individual Rights  
PAAT - P&A for Assistive Technology  
PABSS - P&A for Beneficiaries of Social Security





Grant Expenditures - 05/31/2025 (continued)

Percentage of Budget Spent      Percentage of Year



\$ 137,895  
08/01/24 to 07/31/25

## Disability Rights Center - NH Summary Investment Analysis - 05/31/2025

---

### Account Balances by Restrictions

	Total	PADD	PAIMI	PABSS	Endowment	Unrestricted
Cash Accounts (FDIC Insured)	355,575	53,375				302,200
UBS - Endowment	340,904				340,904	
UBS - Investments	1,638,869		880,519	118,772		639,578
	2,335,347	53,375	880,519	118,772	340,904	941,778

### UBS Analysis

30-Apr-25      31-May-25

Cash and Money	752.05	1,531.78	
Cash alternatives- Money Market	497,124.70	425,651.11	
CD's (FDIC Insured)	247,257.51	247,116.45	
US Treasury	191,095.50	191,022.92	
Accrued Interest	12,302.32	14,034.68	
	948,532.08	879,356.94	52.88%
Equities	520,220.85	550,709.30	
Bonds	177,852.73	177,989.66	
Non-Traditional (Mutual Funds)			
Other (Mutual Funds)	29,898.59	30,812.60	
	727,972.17	759,511.56	47.12%
	1,676,504.25	1,638,868.50	

# DISABILITY RIGHTS CENTER - NH

---

64 North Main Street, Suite 2, Concord, NH 03301-4913 • [mail@drcnh.org](mailto:mail@drcnh.org) • [drcnh.org](http://drcnh.org)  
(603) 228-0432 • (800) 834-1721 voice or TTY • FAX: (603) 225-2077

## **FOR IMMEDIATE RELEASE:**

September 16, 2024

CONTACT: Stephanie Patrick, Executive Director

Disability Rights Center - New Hampshire

(603) 228-0432 or [stephaniep@drcnh.org](mailto:stephaniep@drcnh.org)

## **New Hampshire Bar Foundation Grants Enable Disability Rights Center-NH to Fight Discrimination and Bring Awareness to Life in State's Institutions**

Disability Rights Center - New Hampshire (DRC-NH) is pleased to announce the receipt of two grants from the New Hampshire Bar Foundation's IOLTA grants program.

The first grant of \$118,000 will support DRC-NH's on-going legal advocacy for people with disabilities across New Hampshire, including people with developmental disabilities, mental illness, and physical disabilities.

The second grant of \$25,000 is supporting the development of an online, statewide institutional rights and facility monitoring database that will be a source of information for disabled individuals and their caregivers, as well as service providers, policy makers, and the legal community. There are over 300 hospitals, nursing homes, group homes, treatment centers, emergency shelters, detention facilities, residential schools, and assisted living facilities where NH's adults and children with disabilities live. Oftentimes little is known about these facilities by the broader public or even by those whose loved ones reside in them.

"The IOLTA grant funding enables us to help many more people with disabilities, including some of the most vulnerable to mistreatment, abuse and neglect especially in stressful, underfunded, poorly monitored environments. With this funding, we can provide legal representation to more people with disabilities and advocate for systems change," said Stephanie Patrick, Executive Director of DRC-NH. "We are grateful to the attorneys, banks, and the NH Bar Foundation for these grants. Without funding through the IOLTA program, this work would not be possible."

Attorneys and the banking community partner to fund the IOLTA grant program through interest on certain lawyer trust accounts, paid to the New Hampshire Bar Foundation to fund a statewide grant program to promote justice. IOLTA grants fund nonprofit organizations, like DRC-NH, that provide free or reduced-fee civil legal services. More information about the New Hampshire Bar Foundation and the IOLTA grant program can be found at [www.nhbar.org/nh-bar-foundation](http://www.nhbar.org/nh-bar-foundation).

###

DRC-NH protects, advances, and strengthens the legal rights and advocacy interests of all people with disabilities. More information about DRC-NH can be found at <http://www.drcnh.org>.

*Protection and Advocacy System for New Hampshire*

Facebook Post 9/16/24:

<https://www.facebook.com/DisabilityRightsCenterNH/posts/pfbid0xCymKwP25eLSeNjq4uKWodHx2puJbL2jV4LFTmu2L7vjNwyDy6kYMK3uUBR6TtRLI>



Disability Rights Center - NH

September 16, 2024 · 🌐

...

"With this funding, we can provide legal representation to more people with disabilities and advocate for systems change," said Stephanie Patrick, Executive Director of DRC-NH. "We are grateful to the attorneys, banks, and the [NH Bar Foundation](#) for these grants. Without funding through the IOLTA program, this work would not be possible."

[Image link] Three young adults with light skin tones and disabilities stand by their multicolored bicycles on a paved park road. The three smile and hold each others' hands up over their heads in celebration and friendship. The sunny, tree lined path is warm and inviting. Text across the top reads 'Many Thanks to the NH Bar Foundation!' Image links to press release 'DRC-NH Receives Two Grants from the New Hampshire Bar Foundation.'



DRCNH.ORG

**DRC-NH Receives Two Grants from the New Hampshire Bar Foundation - DRCNH**

DRC-NH Receives Two Grants from the New Hampshire Bar Foundation Posted in: Press Releas...



## Press Releases



SEPTEMBER 16, 2024

### DRC-NH Receives Two Grants from the New Hampshire Bar Foundation

[READ MORE >](#)



JULY 10, 2024

### Historic Expansion of Accessible Voting Rights Advances


[READ MORE >](#)



JUNE 20, 2024

### Disability Rights Organizations Across the Nation Commit to "Stop Special"

[READ MORE >](#)





**Disability Rights Center New Hampshire @DRCNH · 1s**

...

Many Thanks to the NH Bar Foundation. Without funding through the IOLTA program, our work would not be possible.

**Many Thanks To The NH Bar Foundation!**

